



HYMAX GRIP® REDUCER[®]

(1.5"-12")

HYMAX[®]
Repair the past. Connect the future.

PRODUCT SPECIFICATIONS

FEATURES

- JOINS AND RESTRAINS A WIDE RANGE OF PIPE TYPES AND DIAMETERS
- UNIQUE RADIAL GRIPPING SYSTEM PREVENTS PIPE MOTION
- UNIVERSAL GRIPPING TEETH FIT METAL AND PLASTIC PIPES
- READY TO USE, STAB-FIT DESIGN
- ALLOWS 4° DYNAMIC DEFLECTION, REDUCING FUTURE DAMAGE
- DURABLE DUCTILE IRON BODY
- PATENTED HYDRAULICALLY-ASSISTED GASKET WITH 2-STAGE SEALING

SPECIFICATIONS

STANDARDS

ALL PRODUCTS MEET OR EXCEED STANDARDS AWWA C-219, NSF-61 AND NSF-372.

SIZE

AVAILABLE IN NOMINAL DIAMETER SIZES 1.5"-12".

MATERIALS

END RINGS

1.5" – 3": CAST STEEL ASTM A216 WCB.
4" – 12": DUCTILE IRON CASTING ASTM A536 GRADE 60-40-18.

CENTER RING

1.5" – 12": DUCTILE IRON CASTING ASTM A536 GRADE 65-45-12.
PRODUCT SIZES 1.5" – 12" WITH HANDLE.

GASKET

EPDM AND NBR AVAILABLE. BOTH ARE COMPOUNDED FOR WATER AND SEWAGE, MEET INTERNATIONAL STANDARDS FOR CONTACT WITH DRINKING WATER. PRODUCTS WITH NBR ARE MTO (MADE TO ORDER).

GRIP CHAIN

SIZE	1.5" – 3"	4" – 12"	4" – 12" HIGH PRESSURE
MATERIAL	AISI-440C	AISI-420 OR AISI 440C	Fe2Ni

BRIDGE

AISI 304 STAINLESS STEEL.

SPHERICAL SPACERS

AISI 304 STAINLESS STEEL.

COATING

100% FUSION BONDED EPOXY FOR ENHANCED CORROSION PROTECTION. NOMINAL THICKNESS 14 MIL.

NUTS AND BOLTS

AISI 304 STAINLESS STEEL. ROLLED THREAD AND ANTI-GALLING COATING.

PRODUCT PERFORMANCE (*)

WORKING TEMPERATURE EPDM: -20°F UP TO +125°F
NBR: -4°F UP TO +125°F

DYNAMIC DEFLECTION UP TO 4° PER SIDE

MIN. PIPE INSERTION 3.6"

MAXIMUM OFFSET FOR MISALIGNED PIPES 0.25"

MAXIMUM OUT OF ROUNDNESS 1.5" – 3" 4" - 12"
0.12" 0.16"

VACUUM TEST 12 PSI

PRESSURES & ΔT

ΔT - HDPE pipe expands and contracts with changes in temperature and exerts large pull-load forces on the coupling. ΔT for HDPE pipe is the change in temperature the coupling can withstand when installed on HDPE pipe.

ND (inch)	Standard Pressure GRIP				ΔT for HDPE SDR 9 (°F)
	Steel, DI, CI & PVC		HDPE		
	Working Pressure (PSI)	Rated Pressure (PSI)	Working Pressure (PSI)	Rated Pressure (PSI)	
(1.5/2)X2.5	232	350	NA	NA	NA
2.5X3	232	350	NA	NA	NA
3X4	232	350	NA	NA	NA
4 x 6	232	350	232	350	85
6 x 8	232	350	193	290	50
8 x 10	232	350	163	245	50
10 x 12	232	350	155	232	35

ND (inch)	High Pressure GRIP		
	Steel, DI, CI, PVC & HDPE		
	Working Pressure (PSI)	Rated Pressure (PSI)	ΔT for HDPE SDR 9 (°F)
4X6	250	500	100
6X8	250	500	100
8X10	250	500	100
10X12	250	500	70

PRODUCT TABLES

TORQUE

ND (INCH)	EPDM (Ft-Lb)		NBR (Ft-Lb)	
	SIDE 1	SIDE 2	SIDE 1	SIDE 2
1.5/2X2.5	50	50	50	50
2.5X3	50	50	50	50
3X4	50	90	50	105
4X6	90	110	105	110
6X8	110	200	110	200
8X10	200	200	200	200
10X12	200	200	200	200

PRODUCT CONFIGURATIONS

The product is offered in several different configurations. Note that the "xx" marking in the Cat. no. should be replaced as directed:

Part Number 863XX

56 -> Standard Pressure Grip with EPDM gasket

57 -> Standard Pressure Grip with NBR gasket

58 -> High Pressure Grip with EPDM gasket

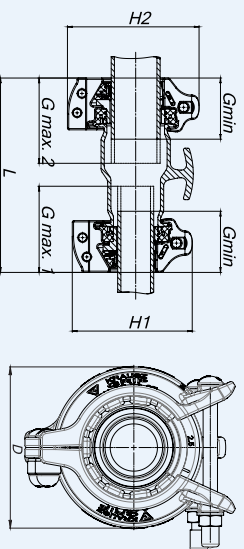
59 -> High Pressure Grip with NBR gasket

For example -

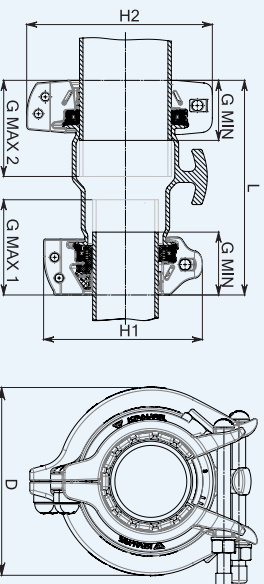
863XX0039005916 should be read as 863560039005916 for EPDM gasket and 863570039005916 for NBR gasket.

PRODUCT TABLES

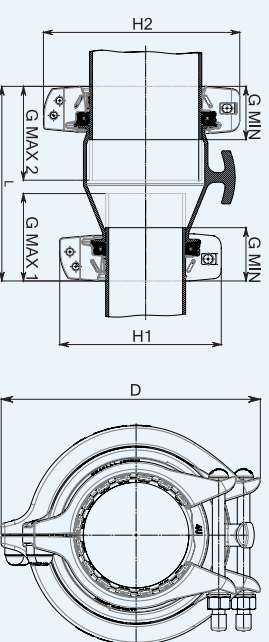
GRIP REDUCER 1.5"-3"



GRIP REDUCER 3"-4"



GRIP REDUCER 4"-12"



HYMAX GRIP REDUCER NOMINAL SIZES 1.5"-12" (**)

Krausz Part Number	ND (inch)	Side 1				Side 2				L (inch)	H1 (inch)	H2 (inch)	G - Max Stab Depth Side 1 (inch)	G - Max Stab Depth Side 2 (inch)	Bolts Qty.-Size Side 1 (inch)	Bolts Qty.-Size Side 2 (inch)	Approx Weight (lb)
		Overall Range (inch)	Before Removal of Inner Layer 1 (inch)	After Removal of Inner Layer 2 (inch)	Overall Range (inch)	Before Removal of Inner Layer 1 (inch)	After Removal of Inner Layer 2 (inch)										
863XX0039005916	(1.5/2) x 2.5	1.54-2.64	1.54-2.20	2.17-2.64	2.32-3.43	2.32-2.99	2.95-3.43	11.89	7.48	8.05	5.5	5.5	1 - M14	1 - M14	18.36		
863XX0059008016	2.5 x 3	2.32-3.43	2.32-2.99	2.95-3.43	3.15-4.17	3.15-3.74	3.70-4.17	11.89	8.05	9.05	5.5	5.5	1 - M14	1 - M14	24.71		
863XX0080011116	3 x 4	3.15-4.17	3.15-3.74	3.70-4.17	4.40-5.10	NA	NA	12.24	9.05	10.6	5.9	5.3	1 - 5/8	1 - 5/8	30		
863XX0111016516	4 x 6	4.40-5.10	NA	NA	6.50-7.20	NA	NA	12.8	10.6	12.9	6.1	6.1	1 - 5/8	1 - 5/8	38		
863XX0165021616	6 x 8	6.50-7.20	NA	NA	8.50-9.40	NA	NA	13.0	12.9	15.7	6.1	6.3	1 - 5/8	1 - 3/4	59		
863XX0216027016	8 x 10	8.50-9.40	NA	NA	10.65-11.55	NA	NA	13.4	15.7	18.2	5.9	5.9	1 - 3/4	1 - 3/4	84		
863XX0270032216	10 x 12	10.65-11.55	NA	NA	12.68-13.39	NA	NA	13.5	18.2	19.8	6.7	5.9	1 - 3/4	1 - 3/4	98		

** In sizes (1.5/2)X2.5, 2.5X3 and 3X4 only configs 56 & 57 are relevant