

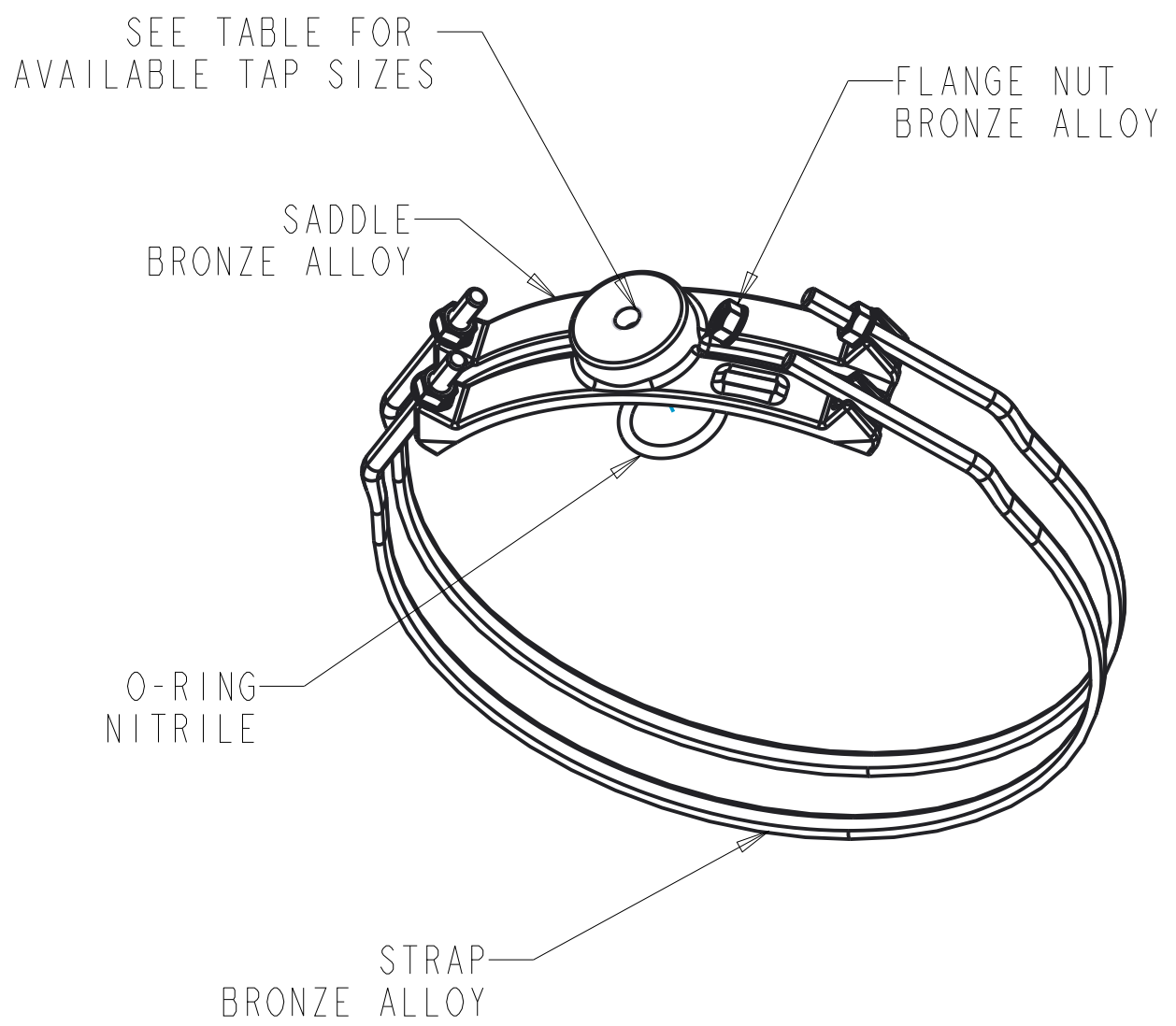
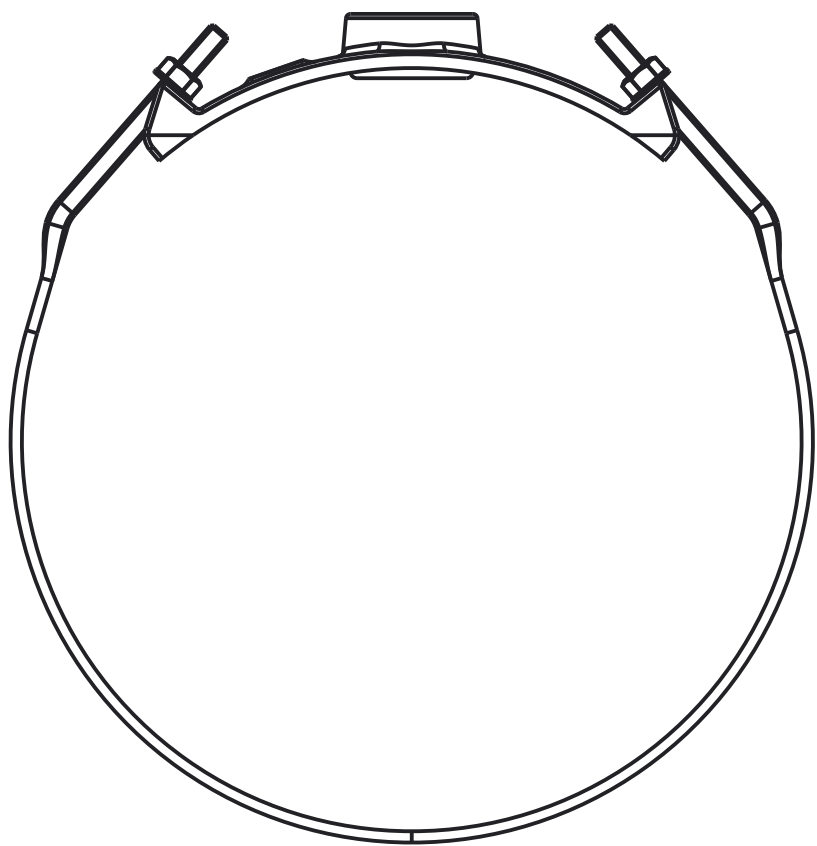

18"-24" BR2B STYLE SERVICE SADDLE WITH ALL AVAILABLE TAP OPTIONS

BR2B-L

AVAILABLE TAP SIZES

PIPE SIZE	PIPE RANGE	TYPE	TAP THREAD*	AVAILABLE TAP SIZES				
				3/4"	1"	1-1/4"	1-1/2"	2"
18"	18.00-19.50	BR2B1800	CC OR IP	075	100	125	150	200
20"	20.00-21.60	BR2B2000	CC OR IP	075	100	125	150	200
24"	24.00-25.80	BR2B2400	CC OR IP	075	100	125	150	200

*IP STANDS FOR AWWA I.P. THREAD (F.I.P.T.)
CC STANDS FOR AWWA TAPER THREAD (C.C.)



DR. BY	TBE	12/16/16	UNLESS OTHERWISE NOTED		THIRD ANGLE PROJECTION		C.B. NO.	
CHKR			BREAK CAST CORNER(S)---		PURCH.	FINISH	PATT. NO.	
ENGR			BREAK MACH CORNER(S)---					
MGR			TOLERANCES		REF. NO.	SCALE	STK. NO.	
MFG			UNLESS OTHERWISE NOTED					
TOOL			LINEAR	ANGULAR				
FDRY			±	±				
MAT'L: SEE DRAWING CALLOUTS								
			DESCR.				NUMBER	
			18"-24" BR2B STYLE SERVICE SADDLE WITH ALL AVAILABLE TAP OPTIONS				BR2B-L	