

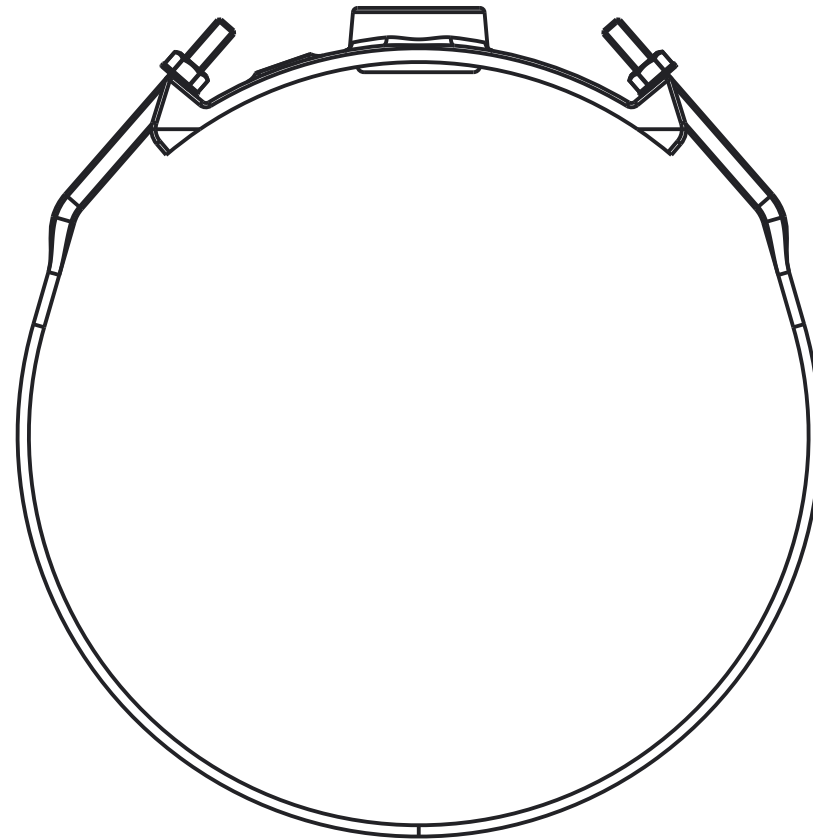

18"-24" BR2B STYLE SERVICE SADDLE WITH ALL AVAILABLE TAP OPTIONS

BR2B-L

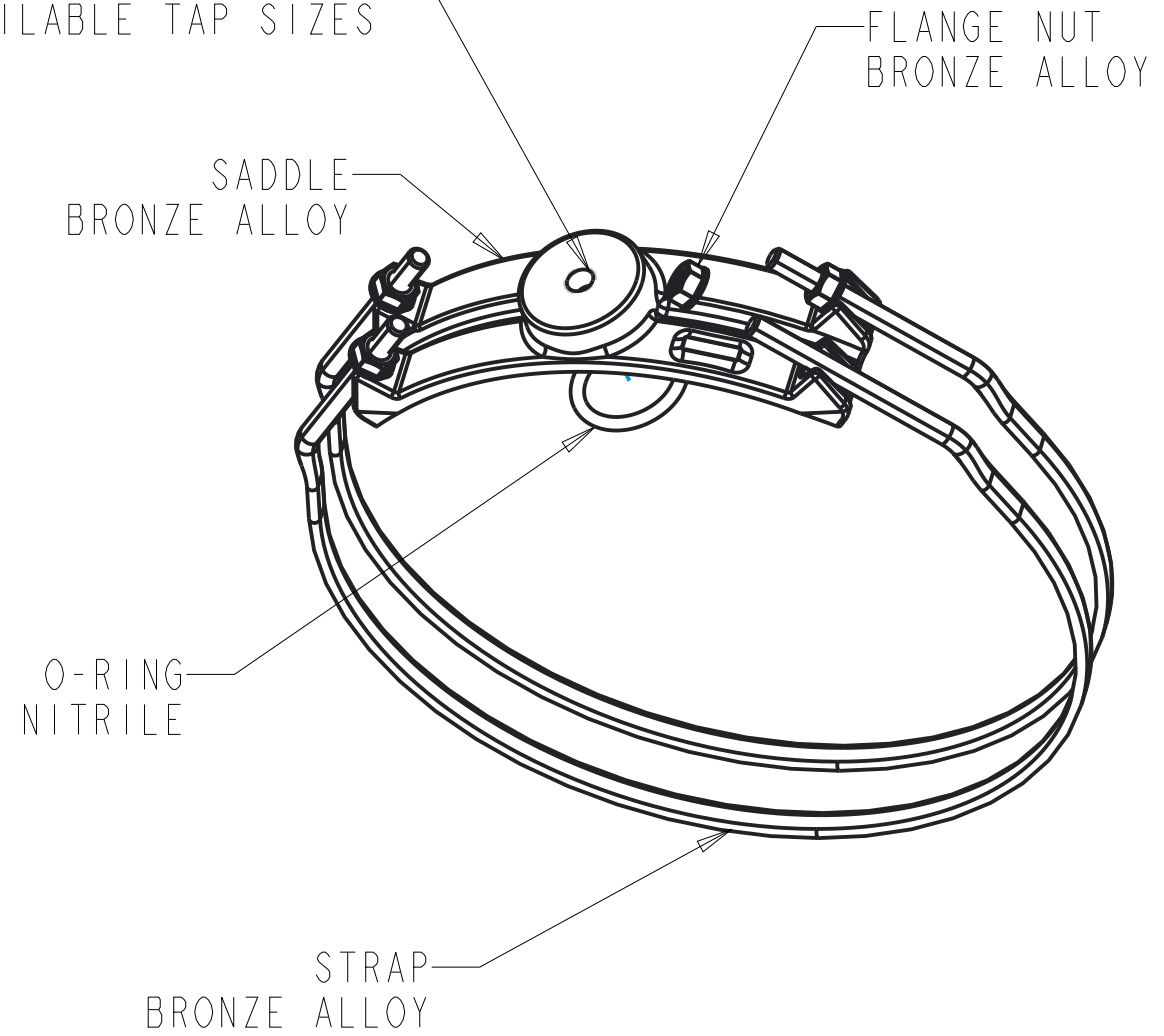
AVAILABLE TAP SIZES

PIPE SIZE	PIPE RANGE	TYPE	TAP THREAD*	AVAILABLE TAP SIZES				
				3/4"	1"	1-1/4"	1-1/2"	2"
18"	18.00-19.50	BR2B1800	CC OR IP	075	100	125	150	200
20"	20.00-21.60	BR2B2000	CC OR IP	075	100	125	150	200
24"	24.00-25.80	BR2B2400	CC OR IP	075	100	125	150	200

*IP STANDS FOR AWWA I.P. THREAD (F.I.P.T.)
CC STANDS FOR AWWA TAPER THREAD (C.C.)



SEE TABLE FOR
AVAILABLE TAP SIZES



DR. BY	TBE	12/16/16	UNLESS OTHERWISE NOTED		THIRD ANGLE PROJECTION		C.B. NO.
CHKR			BREAK CAST CORNER(S)---		PURCH.	FINISH	PATT. NO.
ENGR			BREAK MACH CORNER(S)---				
MGR			TOLERANCES		REF. NO.	SCALE	STK. NO.
MFG			UNLESS OTHERWISE NOTED				
TOOL			LINEAR	ANGULAR			
FDRY			±	±			
MAT'L: SEE DRAWING CALLOUTS							
			DESCR.			NUMBER	
						18"-24" BR2B STYLE SERVICE SADDLE WITH ALL AVAILABLE TAP OPTIONS	
						BR2B-L	