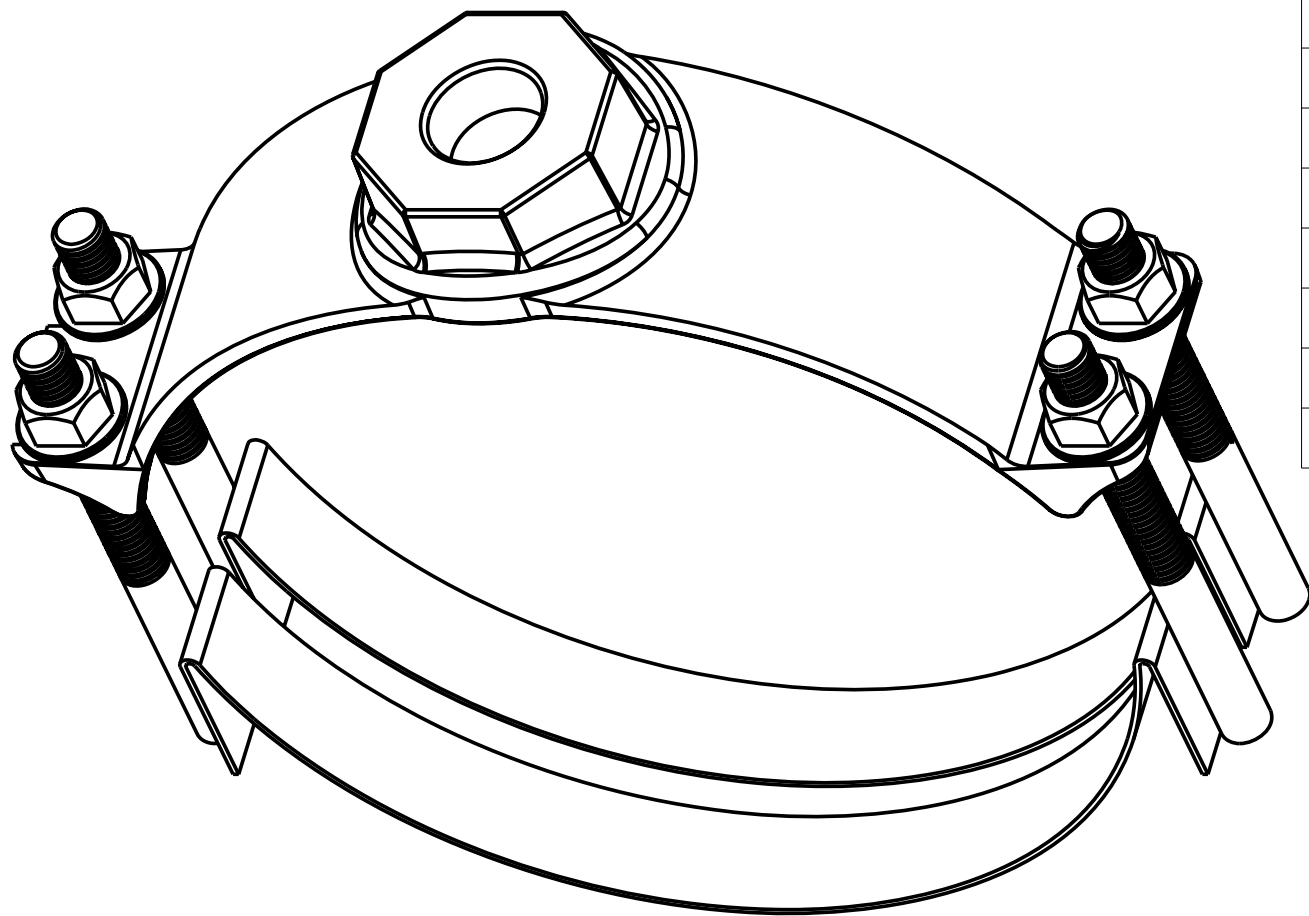


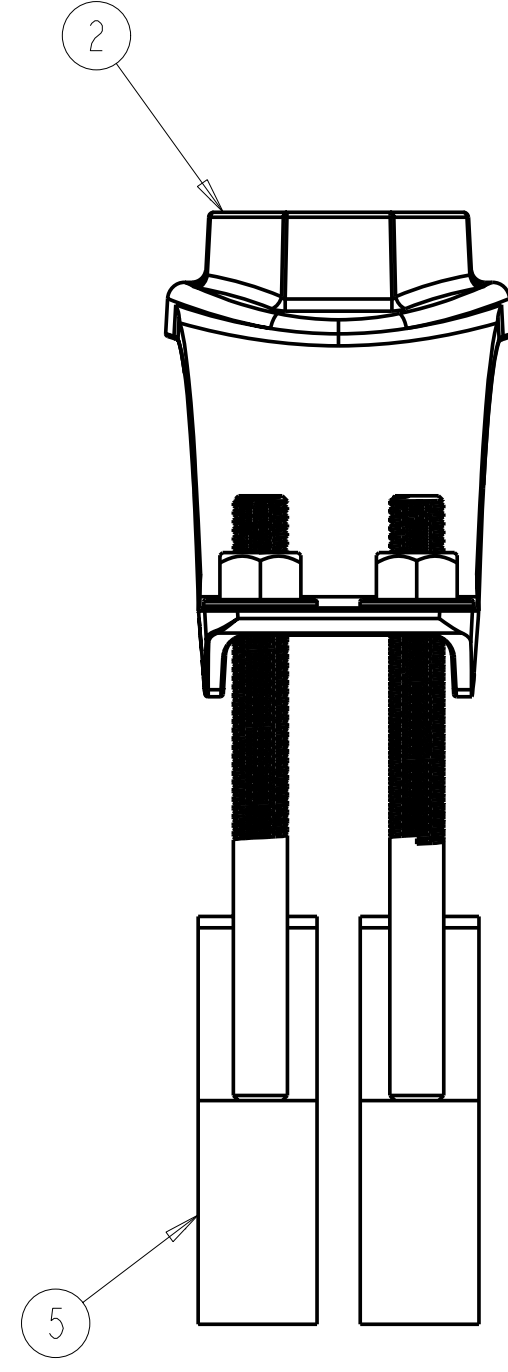
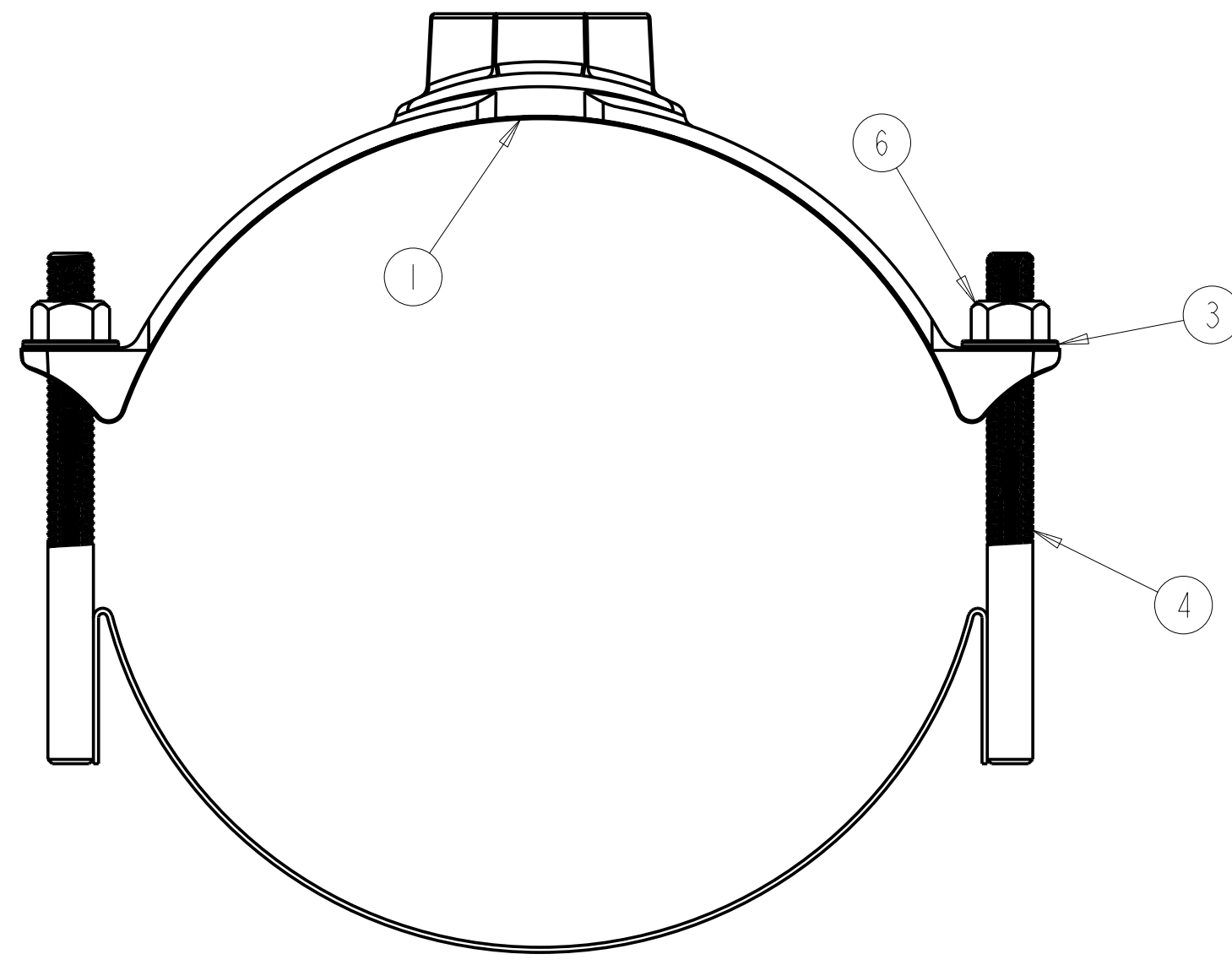


**MUELLER CONFIDENTIAL**  
**TITLE TO AND OWNERSHIP OF THIS ENGINEERING DATA REMAINS IN MUELLER CO. NO USE IS TO BE MADE OF THIS DATA EXCEPT AS SPECIFICALLY AUTHORIZED BY MUELLER CO. ASSENT ON THE PART OF RECIPIENTS TO THESE CONDITIONS IS PRESUMED.**

PIPE O.D. RANGE		KIND AND SIZE OF PIPE			DOUBLE STAINLESS STEEL STRAPS WITH AWWA I.P. THREAD (F.I.P.T.)						DOUBLE STAINLESS STEEL STRAPS WITH AWWA TAPER THREAD (C.C.)							
INCH	MM	A-C	STD. STEEL IPS PVC	CAST IRON, DUCTILE IRON, PVC C900	BASE CATALOG NUMBER	SIZE OF TAPPING (ADD TO "BASE" TO COMPLETE CATALOG NUMBER)						BASE CATALOG NUMBER	SIZE OF TAPPING (ADD TO "BASE" TO COMPLETE CATALOG NUMBER)					
						1/2"	3/4"	1"	1-1/4"	1-1/2"	2"		1/2"	3/4"	1"	1-1/4"	1-1/2"	2"
2.35-2.50	59.7-63.5		2"	2"*	DR 2 S 0235 IP	050	075	100	-	-	-	DR 2 S 0235 CC	050	075	100	-	-	-
3.56-4.00	91.0-101.0		3-1/2"	3"	DR 2 S 0356 IP	050	075	100	-	-	-	DR 2 S 0356 CC	050	075	100	-	-	-
4.47-5.32	113.5-135.1		4"	4"	DR 2 S 0447 IP	050	075	100	125	150	200	DR 2 S 0447 CC	050	075	100	125	150	200
6.59-7.37	167.4-187.2		6"	6"	DR 2 S 0659 IP	050	075	100	125	150	200	DR 2 S 0659 CC	050	075	100	125	150	200
8.54-9.79	216.9-248.7		8"	8"	DR 2 S 0854 IP	050	075	100	125	150	200	DR 2 S 0854 CC	050	075	100	125	150	200
10.64-12.12	270.3-307.8	**	10"	10"	DR 2 S 1064 IP	050	075	100	125	150	200	DR 2 S 1064 CC	050	075	100	125	150	200
12.62-14.38	320.5-365.3		12"	12"	DR 2 S 1262 IP	050	075	100	125	150	200	DR 2 S 1262 CC	050	075	100	125	150	200
17.40-18.80	442.0-477.5		-	16"	DR 2 S 1740 IP	-	075	100	125	150	200	DR 2 S 1740 CC	-	075	100	125	150	200
18.00-19.50	457.2-495.3		-	18"	DR 2 W 1950 IP	050	075	100	125	150	200	DR 2 W 1950 CC	050	075	100	125	150	200
20.00-21.60	508.0-548.6		-	20"	DR 2 W 2160 IP	050	075	100	125	150	200	DR 2 W 2160 CC	050	075	100	125	150	200
24.00-25.80	609.6-655.3		-	24"	DR 2 W 2580 IP	050	075	100	125	150	200	DR 2 W 2580 CC	050	075	100	125	150	200



\* IMPORTANT - CAREFULLY CHECK THE RANGE OF THE SADDLE WITH THE O.D. OF THE PIPE BEING USED.  
 \*\* THE OUTSIDE DIAMETER OF A-C PIPE VARIES FROM MANUFACTURER TO MANUFACTURER. TO MAKE CERTAIN YOU SELECT THE PROPER CLAMP:  
 1) DETERMINE THE O.D. OF THE PIPE AT THE POINT OF SADDLE INSTALLATION;  
 2) FROM THE PIPE O.D. RANGE COLUMN OF THE ABOVE CHART, CHOOSE A SADDLE THAT HAS A PIPE O.D. RANGE THAT INCLUDES THE DETERMINED PIPE DIAMETER.  
 3) DUCTILE IRON DOUBLE STAINLESS STRAP SADDLES CAN BE SPECIFICALLY SIZED FOR IPS PVC OR C900



PARTS LIST				
ITEM	DESCRIPTION	MATERIAL	ASTM	TYPE
1	O - RING	RUBBER	D2000	***
2	SADDLE	DUCTILE IRON	A359-88	
3	WASHER	STAINLESS STEEL		304A
4	STUD	STAINLESS STEEL		304
5	STRAP	STAINLESS STEEL	A240	304
6	NUT	STAINLESS STEEL	A194	304

\*\*\* MUELLER RUBBER CODE R91

DR2S SERIES DUCTILE IRON SERVICE SADDLES - DOUBLE STRAP

**APPROVED**  
 By Jason W. Bradley at 3:51 pm, Jul 28, 2008

DR. BY	JDK	07/02/08	UNLESS OTHERWISE NOTED	THIRD ANGLE PROJECTION	C.B. NO.
CHKR	MCB	07/02/08	BREAK CAST CORNER(S)---		
ENGR	JWB	07/02/08	BREAK MACH CORNER(S)---	PURCH.	PATT. NO.
MGR			TOLERANCES	REF. NO.	SCALE
MFG			UNLESS OTHERWISE NOTED		NONE
TOOL			LINEAR	ANGULAR	STR. NO.
FDRY			±	±	
MAT'L: NOTED					
<b>Mueller Co.</b>			DESCR.	DR2S SERIES DUCTILE IRON SERVICE SADDLES - DOUBLE STRAP	
			NUMBER	6811	